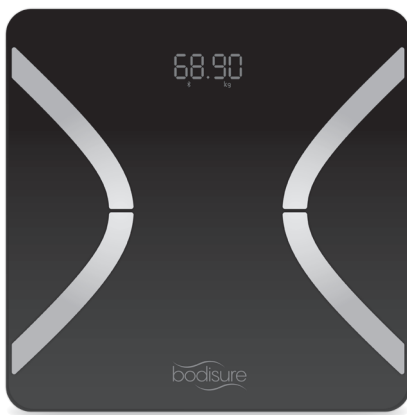


bodisure

Smart Body Composition Scale

Model: BBC100-BK/WH



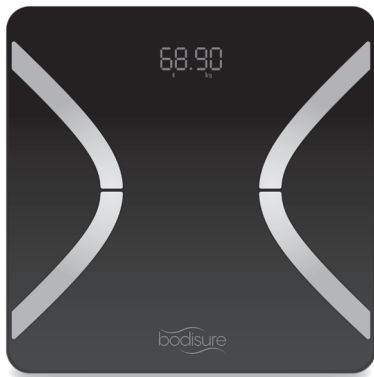
Instruction Manual & Warranty Information



Read Instructions Carefully Before Use

bodisure

Smart Body
Composition Scale
Model: BBC100-BK/WH



Thank you for purchasing this Bodisure Smart Body Composition Scale.

Please keep this instruction manual in a safe place where it is readily available.

This product requires a smart device to operate completely.

Note: The illustrations in this manual may differ slightly from the product itself.



Contents

Important Safety Information	4
Features	8
Bioelectrical Impedance Analysis (BIA)	8
Package Contents	9
Body Composition Scale Components	10
Unpacking the Body Composition Scale	10
Before Using the Body Composition Scale	10
Application (App) Installation	12
Using the Body Composition Scale	13
Understanding the Measurement Data	15
Maintenance	15
Troubleshooting	16
Warranty	18
Technical Data	20
Warranty Card	21
Disposal	24



Important Safety Information



Read this section thoroughly before using the product.

Please ensure you observe the safety instructions to avoid accidents, injury and damage.

Intended purpose


- This product measures body weight and uses dual-band bioelectrical impedance analysis (BIA) technology to estimate the following body composition parameters: body weight, body mass index (BMI), body fat (%), fat-free body weight, subcutaneous fat (%), visceral fat, body water (%), skeletal muscle (%), muscle mass, bone mass, protein (%), basal metabolic rate (BMR) and metabolic age. Display of these parameters is done via Bluetooth® transmission onto the **Feelfit** application (App). **DO NOT** use for purposes other than measuring body composition.
- This product is **not** a therapeutic device. It is designed for private use. It is **not** suitable for commercial use, e.g. in medical practices, hospitals or in the medical field.
- The measurement data is not to be used as a basis for medical diagnosis or treatment. Please consult a healthcare professional if you have any concerns. Never start weight reduction or exercise therapy solely based on your own judgement. Be sure to follow the instructions of a healthcare professional.
- This product is not intended for use by persons (including children) with limited physical, sensory or mental abilities or lacking experience and/or knowledge, unless they are supervised by a person responsible for their safety or have received and understand the instructions/ safety warnings for use of the product from this person in advance.
- This product is not intended for use by anyone under the age of 18.



Important Safety Information - *continued*

- As the body composition can greatly deviate from the average value for the following profiles, inaccurate measurement might occur:
 - Elderly people / People with a fever / Body builders or highly trained athletes / People undergoing dialysis / People with osteoporosis who have very low bone density / Pregnant women / People with swelling / Children in growth stage

Safety Warnings

- **DO NOT** use the product with any electronic medical devices e.g. implants such as pacemakers; life support systems; or devices attached to the body such as ECG machines, as the product may cause these devices to malfunction which could result in death or serious injury. 
- **DO NOT** use if you are or may be pregnant as the values will be inaccurate.
- Keep the product, its components and batteries out of reach of children.
- Keep children away from the packaging material. Ensure that the packaging bag is not put over the head as this is a **suffocation hazard or choking hazard** if swallowed.
- **DO NOT** let children play with the product.
- **DO NOT** overload the product with more than 180kg/396lb.
- Place the product on a solid flat surface before use. It will not measure correctly on soft ground such as carpet or uneven floors.
- **DO NOT** place the product on wet floors, including tiles or other slippery surfaces. The product is slippery when wet. Make sure the product is fully dry prior to use.
- **DO NOT** use immediately after a shower, bath, sauna. **DO NOT** use if any part of your body is wet.





Important Safety Information - *continued*

- Avoid using the product during or immediately after strenuous exercise after heavy alcohol consumption; during or immediately after excessive food or drink intake; or when a fever is present.
- **DO NOT** wear socks or shoes when using the product, always have bare feet.
- Use a handrail when stepping on the product.
- **DO NOT** allow the product to become saturated with water as this can damage the electronics.
- **DO NOT** step on the edge or LED display of the product.
- **DO NOT** drop, jump or bounce on the product, as it is a precision instrument.
- **DO NOT** attempt to open or disassemble the product.
- Use two hands when carrying the product.
- Clean the product with a damp cloth and mild detergent, but **DO NOT** allow water to get inside the product. **DO NOT** use any harsh chemical cleaning agents.
- Always clean/disinfect the product before use when using the product with someone with a skin disease to avoid cross contamination.
- Only use batteries specified for the product.
- Install the batteries carefully with the polarities in the correct position as per the markings in the battery compartment.
- **DO NOT** use batteries after their expiration date; or new and used batteries together; or different brand batteries together.
- Periodically check batteries to ensure they are in good working condition. Replace worn batteries with new ones immediately. Dispose of the old batteries according to current local regulations.
- Remove batteries carefully if the product is not going to be used for a long period of time.



Important Safety Information - *continued*

- If battery fluid gets in your eyes or touches your skin, immediately rinse with plenty of water and consult a healthcare professional.
- **DO NOT** throw batteries into fire.
- **DO NOT** use with other electrical or medical equipment simultaneously.
- **DO NOT** use or store the product in the following conditions:
 - Near sources of heat, direct sunlight or high temperature
 - Moist or humid environments
 - Dusty locations
 - Near fire, flammable gas, chemicals or oxygen rich environments
 - Locations easily subject to vibrations or shock or in a pressurized container
 - In high frequency or strong magnetic field areas - e.g. surgical equipment, MRI, CT, microwave ovens
- Except for wireless communication/transfer of data **DO NOT** use within 30cm of a mobile device or a device that emits electromagnetic fields as this may cause interference with the functioning of the products.
- This product operates in an unlicensed ISM band at 2.4 GHz. In the event this product is used near other wireless devices such as microwave and wireless LAN, which operate on the same frequency band as this product, there is a possibility that interference may occur. If interference occurs, stop the operation of the other devices or relocate this product away from other wireless devices before attempting to use it.
- **DO NOT** place the product upright against a wall or put heavy objects on it.
- Store the product safely away on level ground when not in use as it can cause a tripping hazard.

Features

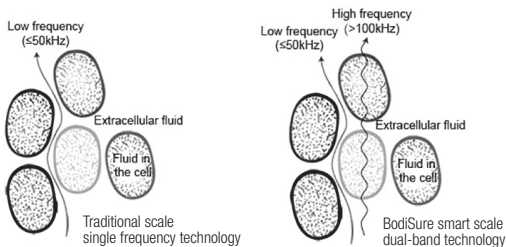
- Bluetooth® compatibility with iOS & Android smart phones & tablets.
- 13 x Body composition analysis parameters:
 - body weight, body mass index (BMI), body fat (%), fat-free body weight, subcutaneous fat (%), visceral fat, body water (%), skeletal muscle (%), muscle mass, bone mass, protein(%), basal metabolic rate (BMR) and metabolic age
- Weight measurement up to 180kg.
- Modern slimline design.
- Tempered safety glass.
- LED display.
- High precision sensors - 100g increments.
- Unlimited multiple users.
- Auto-ON/OFF function.
- Unit conversion - kg/lb.
- Low battery & over-load indicators.

Bioelectrical Impedance Analysis (BIA)

- This product employs dual-band bioelectrical impedance analysis (BIA) technology.
- Water and minerals in the human body can conduct electricity, but fatty tissue has little conductivity.
- The product sends an extremely weak electrical current of 50 kHz & 100 kHz through your body. This weak electrical current is not felt.
- The low frequency can measure the extracellular fluid ratio.

Bioelectrical Impedance Analysis - *continued*

- The high frequency can pass through the cell membrane to measure the intracellular fluid ratio.
- The electrical signal passes quickly through water, but meets resistance when it hits fat tissue. This resistance, known as impedance is measured.
- In order for the product to determine body composition, it uses the electrical impedance, along with your height, weight, age and gender information to generate results based on algorithms/data of body composition.



Package Contents

- Body Composition Scale
- 4 x AAA Batteries
- Instruction Manual & Warranty Information



Body Composition Scale Components



Front view:

- D. Display
- E. Platform
- F. Electrodes



Back view:

- G. Battery Compartment

Unpacking the Body Composition Scale

- Carefully remove all packaging materials and keep the enclosed documents.
- Keep children away from packaging material. Ensure that the packaging bag is **not** put over the head as this is a **suffocation hazard** or **choking hazard** if swallowed.

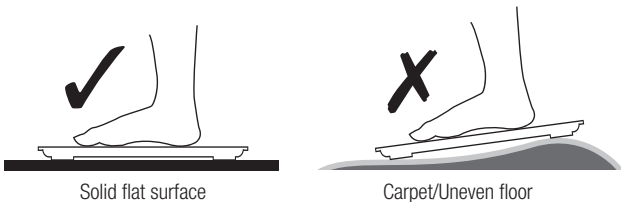


Before Using the Body Composition Scale

- Check the product is intact. **DO NOT** use if broken.
- Remove battery compartment cover. Insert the **4 x AAA batteries carefully with the polarities in the correct position** as per the markings in the battery compartment and place the cover back on.

Before Using the Body Composition Scale - *continued*

- **Place product on a dry solid flat surface** before use. The product will not measure correctly on soft ground such as carpet or uneven floors.
- Make sure the product and your body are fully dry prior to use.
- Ensure your feet and the product are free from dirt or dust.
DO NOT wear socks or shoes.
- For accurate and consistent measurement results, it is recommended to take measurements at the same time of day and under similar conditions.



Please avoid measurements:

- During or immediately after strenuous exercise.
- Immediately after a shower, bath or sauna.
- After heavy alcohol consumption.
- During or immediately after excessive food or drink intake.
- When a fever is present.

If any abnormalities are detected, please contact our service centre:

In Australia - 1800 807 464

In New Zealand - 0800 523 583

Application (App) Installation

Ensure your smart phone or tablet is connected to Wi-Fi or mobile data.

The Smart Body Composition Scale can connect via Bluetooth® to smart phones or tablets. To do so, you will need to install the **Feelfit** App. The easiest way to do this is to use your device to scan the QR code below and then follow the instructions given to download the free App.

You can add multiple users to the one App if needed by selecting 'Add a member' or alternatively each user can use their own smart phone or tablet.

Step 1: Download the free **Feelfit** App



Scan the above QR Code or search App “**Feelfit**” in the Apple Store or Google Play to download to your device.



Register and enter your details (gender, age, height etc. are required to accurately calculate your body metrics).



Feelfit App

This product supports the following system requirements:

- Android 4.3 and above.
- iOS 8.0 and above.

Application (App) installation - *continued*

Step 2: Pair the scale with the App by following the onscreen prompts:



Step onto the scale.



Select the BodiSure Scale icon and this will pair to your device.



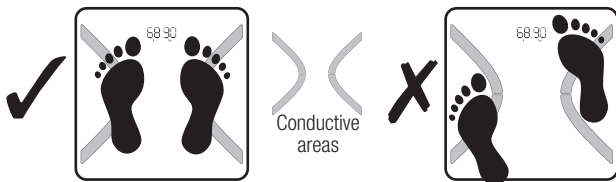
To manually pair - Touch the + on the top right corner of the screen. Touch device management and this should find the scale.

Note:

- Please refer to the FAQ section in the App for further information.
- Always check for new updates and install if required.

Using the Body Composition Scale

1. Step on the product safely with clean bare feet evenly apart, ensuring they are in contact with the 4 x conductive silver electrodes (the product will automatically turn on once you stand on it).



Using the Body Composition Scale - *continued*

2. Stand straight with good posture and remain still as per below:

- ① The number on the display will initially flash twice to confirm the weight measurement is finished. Remain still to complete the other parameter measurements.
- ② The number 0 scrolling means the other parameters are being measured.
- ③ Once the number 0 stops scrolling and is a stable figure showing your weight this means that the other parameters are completed and you can step off the product.



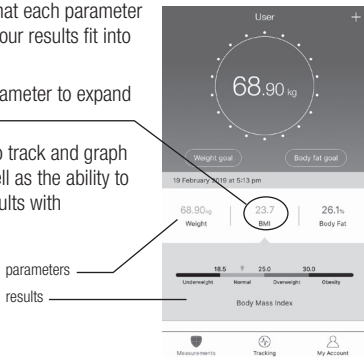
3. The data will be automatically transferred to the **Feelfit** App.
4. When you step off the product, it will automatically turn-off after 7 seconds. The product will also automatically turn-off after the reading is obtained while you are standing on it after 10 seconds.
5. Should you wish to take another reading, please step off the product and wait for the display to turn off and then step back on again.

Note:

- You can also measure just your weight without the App being open.
- You can recalibrate the product by stepping on the product briefly so that the LED display appears and then step off quickly. **CR** will then be displayed and then return to 0.00 to confirm calibration is complete.
- The product rounds up or down to the nearest 100g, therefore if you weigh yourself twice and get two different readings, your weight lies between the two readings.
- The weight unit of measure can be changed from pound (lb) to kilogram (kg) or vice versa, using the App.

Understanding the Measurement Data

- The Feelfit App will explain what each parameter means and will show where your results fit into average population data.
- Tap on the result for each parameter to expand the information.
- The App also has the ability to track and graph these results over time, as well as the ability to send the results and sync results with other applications such as Apple Health and Fitbit.



Maintenance



Cleaning

- Clean the product with a damp cloth with mild detergent, but **DO NOT** allow water to get inside the product.
- **DO NOT** use any harsh chemical cleaning agents.




Storage

- Wipe away any dirt and dust from the product.
- Store in a safe cool dry place, on level ground, away from children as per Safety Warnings.
- **DO NOT** place any heavy objects on the product.

Troubleshooting

Problem	Possible Cause	Solution
Issues with the App.	App has not been updated.	Check for new updates and install if required.
	Other issues.	Please refer to the FAQ section in the App or contact us directly. The App requires connection to Wi-Fi or mobile data.
No display. Display does not turn on.	Batteries have run out.	Replace the batteries.
	Batteries polarity placed incorrectly.	Please insert the batteries with the polarities in the correct direction as per the markings in the battery compartment.
	Not standing on the scale.	Stand on the scale with both feet and it should automatically turn on.
No  symbol. Device not connecting. 	No wireless connection is found.	Check that your smart device has Bluetooth® activated and that the App is correctly installed. Refer to notes on page 13 to pair the device.
Display turns off.	The scale automatically turns off after 7 seconds.	This is a normal function. To use the scale again simply step back on to the scale and it will automatically turn on.

Troubleshooting - *continued*

Problem	Possible Cause	Solution
Weight shown is unusually light or heavy.	Scale placed on uneven ground.	Place product on a solid flat surface before use. It will not measure correctly on soft ground such as carpet.
 indicator displays.	Batteries are low.	Replace the batteries.
 indicator displays.	Overload Error- the scale has overloaded due to weight over 180kg/396lb.	Please step off the scale as you may damage the scale. For weight up to 180kg/396lb only.
 indicator displays.	Calibrating function.	This function is enabled when you step on the scale and then step off quickly to recalibrate it. Wait for the calibration process to complete and return to 0.00 before stepping back on the scale.

If the problem is not solved by the troubleshooting guide or you have any queries, please contact our service centre:

In Australia - 1800 807 464

In New Zealand - 0800 523 583

DO NOT attempt to open or repair the product yourself.

Warranty

PRODUCT WARRANTY

Please register your warranty information at:

AUS – www.jadavey.com.au

NZ – www.jadavey.co.nz

This BodiSure device is warranted to be free of manufacturing defects for 1 year from the date of purchase*. This warranty is void if the product is modified or altered is subject to misuse or abuse, damaged in transit or lack of responsible care, is dropped, if damage occurs by reason of failure to follow the written instruction booklet enclosed, or if product repairs are carried out without authority from J.A.Davey Pty Ltd.

We will repair, or at our option replace free of charge, any parts necessary to correct material or workmanship, or replace the entire product and return to you during the period of the warranty. Otherwise, we will quote for any repair which will be carried out on acceptance of our quotation.

The benefits conferred by this warranty are in addition to all other rights and remedies in respect of the product, which the consumer has under the trade practices act and other state or territory laws in Australia and New Zealand.

Our goods come with guarantees that cannot be excluded under Australian and New Zealand Consumer Law. You are entitled to a replacement or refund for a major failure and for compensation for any other reasonably foreseeable loss or damage. You are also entitled to have the goods repaired or replaced if the goods fail to be of acceptable quality and the failure does not amount to a major failure.

**Please note the batteries are not covered under warranty.*

Warranty - *continued*

BEFORE YOU SEND IN YOUR PRODUCT FOR SERVICE

Before sending in your product for service, please take a few minutes to do the following:

- In your instruction manual, read the troubleshooting section and the section describing common errors, their cause and remedies. Product instruction manuals can be downloaded online.
- Contact BodiSure customer service. Our staff are trained to assist you with most issues you may have experienced, without the need to send your product in for service.

PLEASE CALL OUR TOLL FREE NUMBER:

IN AUSTRALIA: Free call: 1800 807 464

IN NEW ZEALAND: Free call: 0800 523 583

SENDING IN YOUR PRODUCT FOR SERVICE

1. Should repair be needed within the warranty period, enclose the tear off section of this warranty card and your proof of purchase receipt. Please ensure all relevant details are completed and before sending your product in for service. Please ensure your contact details are still current and include a brief description of the problem you are experiencing together with your purchase receipt.
2. Include the product with all components in your package. This is extremely important, so our repair technicians can make the correct diagnosis with any problems.
3. Please return the product, warranty card or repair form at your cost to:

IN AUSTRALIA

J.A.Davey Pty Ltd - BodiSure Repairs
PO Box 84
Port Melbourne
Victoria, Australia 3207

IN NEW ZEALAND

BV Medical - BodiSure Repairs
Unit 7, 110 Mays Road
Onehunga
Auckland, New Zealand 1061

Technical Data

Product Name	BodiSure Smart Body Composition Scale
Model Numbers	BBC100-BK/WH
Power	4 x 1.5V AAA batteries (LR03/R03P)
Weight Range	0.2kg-180kg/0.44-396lb - Increments of 100g
Weight Accuracy	< 50kg: +/- 200g 50-100kg: +/- 300g 100-180kg: +/- 400g
Minimum System Requirements	<ul style="list-style-type: none">• Android 4.3• iOS 8.0
Wireless Communication	Bluetooth® low energy technology Frequency range: 2.4 GHz
Operating Conditions	↓ Temperature: 5°C to 35°C ☉ Humidity: 0%-75% RH (non-condensing)
Storage/Transport Conditions	↓ Temperature: -20°C to 60°C ☉ Humidity: 0%-75% RH (non-condensing)
Dimensions	284mm x 284mm x 25mm (out of packaging)
Weight	1.65kg (out of packaging)
Materials	Tempered safety glass, ABS plastic
Contents	Body Composition Smart Scale, 4 x AAA Batteries, Instruction Manual



The Bluetooth® word mark is a registered trademark owned by Bluetooth SIG, Inc. Apple, the Apple logo, iPhone, and iPad are trademarks of Apple Inc., registered in the U.S. and other countries and regions. App Store is a service mark of Apple Inc. iOS is a trademark or registered trademark of Cisco in the U.S. and other countries and is used under license. Android, Google Play and the Google Play logo are trademarks of Google LLC.



Warranty Card

**PLEASE RETAIN THIS WARRANTY CARD.
RETURN THIS PORTION ONLY WHEN YOU RETURN YOUR PRODUCT FOR REPAIR
UNDER WARRANTY.**

NAME:

ADDRESS:

POSTCODE:

DAYTIME TELEPHONE:

EMAIL:

MODEL:

DATE OF PURCHASE:

/ /

PLEASE ATTACH PROOF OF PURCHASE

RETAILER'S NAME:

RETAILER'S ADDRESS:

POSTCODE:

BRIEF DESCRIPTION OF PROBLEM YOU ARE EXPERIENCING:

WARRANTY IS VOID UNLESS THE ABOVE INFORMATION IS COMPLETED AND CORRECT.







Should you require any further information please do not hesitate to contact us.

IN AUSTRALIA:

J.A.DAVEY PTY LTD
Telephone: 1800 807 464
Website: www.jadavey.com.au

IN NEW ZEALAND:

J.A.DAVEY LTD
C/- Healthcare Logistics
Telephone: 0800 523 583
Website: www.jadavey.co.nz

Disposal

At the end of its life, please treat this product as electronic waste and dispose of responsibly according to current local regulations.

